


What you need to know about . . .

Storing a Pesticide

Where do you store your pesticides? A nationwide study by the Environmental Protection Agency revealed that almost one-half of surveyed households with children under the age of 5 had at least one pesticide stored within their reach. Proper pesticide storage helps prolong chemical shelf life while protecting the health of people, animals, and the environment. Shelf life is the period of time a pesticide can be stored before it becomes less effective or ineffective. **Read the product label for specific storage information.**

Store pesticides in locked cabinets.



KEEP OUT OF REACH OF CHILDREN

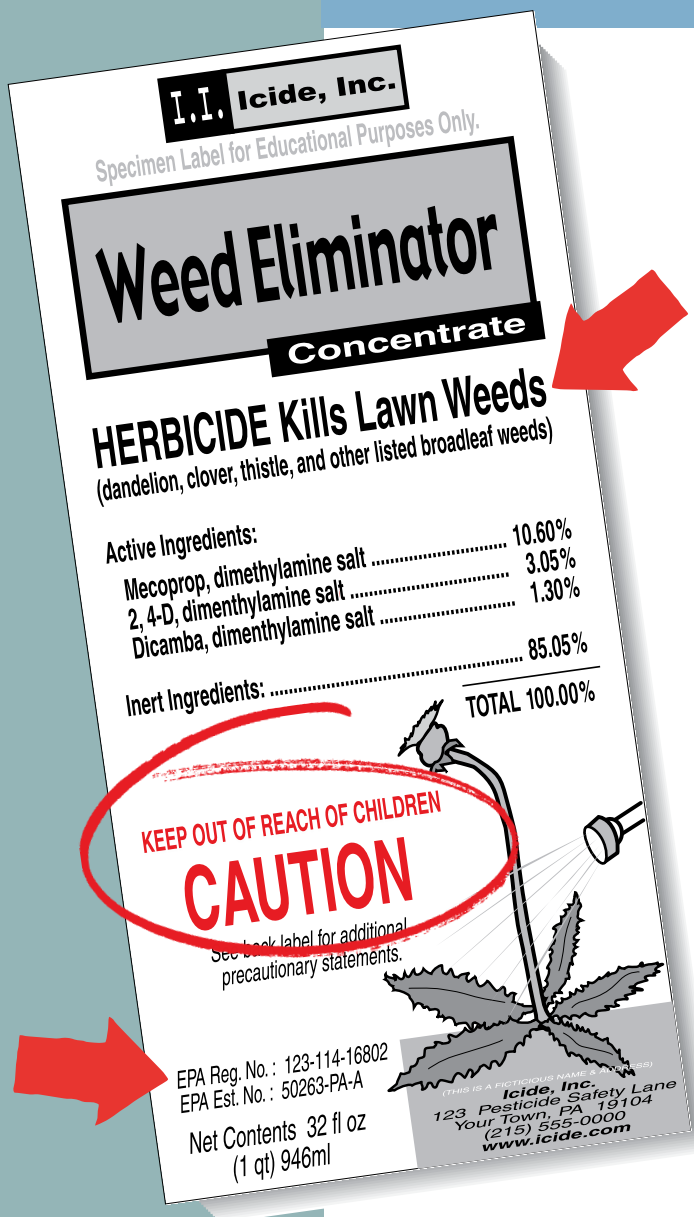
Store pesticides in locked cabinets (preferably metal) at least 5 feet above ground away from children and pets. Even if you don't have children, relatives and friends may bring their children to your home.

Do not store pesticides where flooding is possible or water damage is likely to occur. Also avoid areas where a spill could get into a well, groundwater, or surface water.

Always store pesticides in their original containers with their tops tightly closed.

The pesticide label should be attached to or accompany the product at all times.





What is a pesticide?

A pesticide is any product that makes a claim that it controls pests, has a signal word, and has an Environmental Protection Agency (EPA) registration number.

A claim may indicate that the pesticide controls, kills, eradicates, repels, deters, etc., certain pests.

The four signal words on pesticide products are **DANGER**, **POISON**, **DANGER**, **WARNING**, and **CAUTION**.

An EPA Registration number indicates that a product has been registered and its label was approved for sale by the EPA.

Never store pesticides in any food or drink containers.

People, especially children, recognize the shape and color of these types of containers, and they may mistake them for something safe to eat or drink, causing an accidental poisoning.




Never store pesticides in cabinets near food, potable water, animal feed, medical supplies, protective clothing, seed, fertilizers, or gasoline.

This will prevent contamination of these products from vapors, dusts, or spills, and reduce the likelihood of accidental human, animal, or environmental exposure.

Keep pesticides stored in cool, dry areas to avoid temperature extremes.

Very high or very low temperatures can cause pesticide deterioration.





Store dry pesticides above liquid pesticides.

This will prevent the liquid pesticide from spilling or leaking onto the dry pesticides and contaminating them.

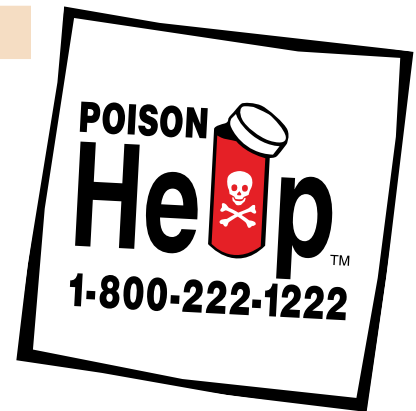
Never store pesticides in application equipment.

To avoid the problem of excess mixture, carefully calculate and measure the amount of pesticide required for the application.

After applying, if excess mixture remains in application equipment, such as sprayers and spreaders, it should be applied according to label directions to your property.

Keep emergency numbers handy.

Keep emergency numbers near your storage area and/or the phone, including the National Poison Center Number: 1-800-222-1222.



Reduce storage needs by buying only the amount and type of pesticide needed for the upcoming year.

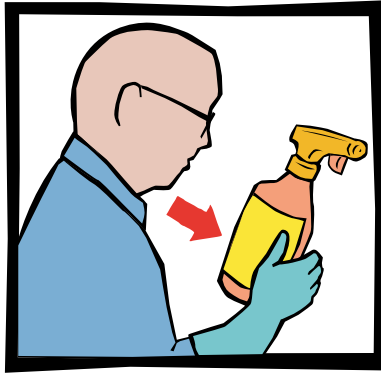
Mark the date of purchase on container and use older products first. An annual inventory will help eliminate the accumulation of old and outdated pesticides, which can become less effective after they are opened.



Place Mr. Yuk stickers on pesticide products so children know not to touch. Order Mr. Yuk stickers from www.pested.psu.edu



Read the label!



Follow the storage directions on the label for more specific or special requirements to prevent degradation, contamination, and accidental exposure.



For More Information

Contact your county Penn State Cooperative Extension office:
www.extension.psu.edu/extmap.html

PENN STATE PESTICIDE EDUCATION PROGRAM

114 BUCKHOUT LABORATORY

UNIVERSITY PARK, PA 16802-4506

E-mail: pesticide@psu.edu

Web site: www.pested.psu.edu

Prepared by Richard H. Johnson Jr., extension associate; Sharon I. Gripp, database administrator/Webmaster; and Kerry M. Richards, acting director, Penn State Pesticide Education Program

Visit Penn State's College of Agricultural Sciences on the Web: agsci.psu.edu

Penn State College of Agricultural Sciences research, extension, and resident education programs are funded in part by Pennsylvania counties, the Commonwealth of Pennsylvania, and the U.S. Department of Agriculture.

This publication is available from the Publications Distribution Center, The Pennsylvania State University, 112 Agricultural Administration Building, University Park, PA 16802. For information telephone 814-865-6713.

This publication is available in alternative media on request.

The Pennsylvania State University is committed to the policy that all persons shall have equal access to programs, facilities, admission, and employment without regard to personal characteristics not related to ability, performance, or qualifications as determined by University policy or by state or federal authorities. It is the policy of the University to maintain an academic and work environment free of discrimination, including harassment. The Pennsylvania State University prohibits discrimination and harassment against any person because of age, ancestry, color, disability or handicap, national origin, race, religious creed, sex, sexual orientation, gender identity, or veteran status. Discrimination or harassment against faculty, staff, or students will not be tolerated at The Pennsylvania State University. Direct all inquiries regarding the nondiscrimination policy to the Affirmative Action Director, The Pennsylvania State University, 328 Boucke Building, University Park, PA 16802-5901; Tel 814-865-4700/V, 814-863-1150/TTY.

© The Pennsylvania State University 2009

Produced by Ag Communications and Marketing

CODE # UO216 Rev10M09/09payne4579

This publication is also available in Spanish.